DLA

SOFT TISSUE CHALLANGES IN IMPLANT DENTISTRY

5-Day Course in New York City



Dr. Scott D. Ganz

Dr. Pierluigi Balice

Dr. Michael Sonick

Dr. Luigi Canullo

Dr. Isaac Tawil

NYU | DENTISTRY

Linhart Continuing Dental Education Program

Abstract

Success in implant dentistry relies heavily on mastering soft tissue management to ensure long-term stability and aesthetic excellence. This 5-day course delves into the complexities of soft tissue handling, providing participants with advanced skills and knowledge to address challenging clinical scenarios effectively.

Through a combination of interactive lectures, case-based discussions, and practical insights, the program explores key topics such as soft tissue grafting, peri-implant health preservation, and defect management. The focus is on bridging biological principles with clinical techniques, empowering participants to achieve predictable and exceptional patient outcomes.

Soft tissue management has become a cornerstone of modern implantology, influencing daily clinical decisions and treatment planning. From ensuring optimal peri-implant health to achieving natural-looking restorations, trends now emphasize minimally invasive techniques, biologically driven approaches, and the integration of advanced materials. These advancements allow clinicians to meet growing patient demands for comfort, functionality, and aesthetics, while also ensuring long-term success. This course addresses these critical trends, providing participants with cutting-edge solutions to apply immediately in their practice.

Set at the prestigious NYU College of Dentistry, the course offers a unique opportunity to learn in a cutting-edge academic environment known for fostering innovation and excellence. Participants will benefit from the world-class facilities and the dynamic atmosphere of NYU while networking with peers from around the world, exchanging valuable insights to enhance professional growth.

Designed for dental professionals aiming to refine their expertise and elevate their practice, this course delivers the tools and strategies needed to tackle soft tissue challenges with confidence. Join us in New York City to expand your skills, deepen your knowledge, and make a lasting impact on your career and patient care.



Learn From Experts



Dr. Pierluigi Balice

Monday, March 3, 2025 - 9:00 a.m. – 12:00 noon

"The Successful Implant Therapy: Management of Hard and Soft Tissues for Long-Term Predictable Outcomes"

The success of implant therapy is undeniably reliant on the surgical skills of the clinician, but more importantly, on proper treatment planning. This lecture aims to equip the audience with the necessary tools for accurate evaluation and management of hard and soft tissues, facilitating a treatment planning that promotes long-term implant success. The topics covered include the significance of soft tissue thickness, keratinized tissue, flap designs, as well as the management of alveolar bone and updated concepts of implant biomechanics.

Monday, March 3, 2025 - 1:00 p.m. – 4:00 p.m.)

"Understanding Bone Biology: From Osseointegration to Immediate Placement and Loading"

Implant dentistry hinges on the interaction between the bone and the implant surface. The objective of this lecture is to provide a comprehensive understanding of bone-implant behavior and guide clinicians in the confident application of immediate implant placement and loading concepts into their practice.



Dr. Isaac Tawil

Tuesday, March 4, 2025 - 9:00 a.m. – 12:00 noon

"The Application of the Dental Avatar"

New trends and techniques in the dental field are emerging at a rapid pace. Intra-oral, desktop and facial scanning along with 3D printing have made digital dentistry effective and efficient. Concepts such as recreating the patient digitally "the dental avatar" are being embraced to improve the effectiveness of laboratory communication and dental treatment. This presentation will discuss how to implement these technologies with seamless integration to aide in surgical planning and restorations for full arch dental Implantology.





Dr. Isaac Tawil

Monday, March 3, 2025 - 1:00 p.m. – 4:00 p.m.

"Simplified Extraction, Bone Preservation, and Immediate Implant Techniques"

It is well-documented that when teeth are lost, there is a volumetric change in the alveolus usually at the expense of the facial or buccal cortical plate. Implant site preservation and development is the concept of maintaining the volume and architecture of both the soft and hard tissues. Minimally traumatic extraction can lead to simplified grafting and potentially immediate implantation. Advances in three-dimensional digital imaging acquired through CBCT can provide clinicians with state-of-the-art tools to accurately diagnose and treatment plan tooth extraction, bone grafting, and potential implant receptor sites. Currently, we have objective means to determine primary stability ISQ. A hands-on model-based component will follow the lecture. Participants will perform minimally traumatic extraction and socket preservation; in addition, an immediate implant will be placed and ISQ taken in a 2nd site.



Dr. Michael Sonick

Wednesday, March 5, 2025 - 8:00 a.m. – 4:00 p.m.

"Periodontal Esthetics and Mucogingival Therapy Gingival Augmentation Procedures"

The multiplicity of manners to address the discrepancies of dental gingival anatomy will be addressed. Advances in plastic surgical techniques have given us the ability to predictably regenerate lost gingival tissues. Techniques for connective tissue and free gingival grafting will be demonstrated and shown. Regeneration of the lost periodontium is not only possible but also predictable. Techniques for augmenting gingival tissue around the teeth will be shown. The technique and indications for the free gingival graft, subepithelial connective tissue graft, and use of ADM (acellular dermal matrix), will be elucidated. In addition, the management of the edentulous ridge will be discussed. Techniques for ridge augmentation at the time of extraction and post extraction will be demonstrated.





Dr. Scott D. Ganz

Thursday, March 6, 2025 - 9:00 a.m. – 4:00 p.m.

"State-of-the-Art for Bone Grafting and Sinus Augmentation Procedures: Defining New Protocols"

Technology has facilitated the diagnosis and treatment planning process allowing clinicians to become true architects and engineers of the oral cavity. The evolution of three-dimensional imaging modalities (CBCT) produces an unprecedented visualization of patient's individual anatomy, which empowers the clinician with new state-of-the-art tools to diagnose and treatment plan with greater accuracy to manage the surgical site, increase precision, reduce patient morbidity, and avoid potential complications. Improved software and hardware tools permit the merging of CBCT scan data with optical extra-oral or intra-oral scans to further refine the diagnosis and treatment planning phases, leading to increased accuracy, providing the ability to fabricate not just surgical templates for dental implants but for bone grafting procedures including particulate, onlay block, and sinus augmentations. The purpose of this presentation is to showcase these methods through clinical applications.



Dr. Luigi Canullo

Friday, March 7, 2025 - 0:90 am - 12: noon

"Shaping Success: Mastering Soft Tissue Dynamics with Implant Design"

"Innovative Morphologies for Aesthetic Excellence and Long-Term Stability"

Achieving lasting success in implant dentistry requires more than technical precision, it demands an in-depth understanding of how implant design influences soft tissue behavior. Modern implant morphologies are engineered not just for osseointegration but for optimizing soft tissue dynamics, enhancing both aesthetics and functional longevity.

This session explores the interplay between implant design features, such as platform switching, connection geometries, and surface textures, and their role in promoting soft tissue stability and health. By leveraging these innovative designs, clinicians can improve peri-implant tissue attachment, reduce biological complications, and achieve predictable, patient-centered outcomes.

Through a combination of evidence-based principles and clinical applications, participants will discover how to select and apply implant morphologies tailored to individual cases. This approach ensures natural-looking restorations, minimal tissue inflammation, and sustainable long-term success. Redefine your approach to implant dentistry by mastering the art of soft tissue dynamics through cutting-edge implant design.



NYC Rooftop Experience Included

Elevate your learning journey with an unforgettable NYC Rooftop Experience. This exclusive event, set against the stunning skyline of New York City, offers the perfect setting to connect with fellow dental professionals, exchange ideas, and build lasting relationships. Enjoy a vibrant evening of networking, inspiration, and breathtaking views, because great conversations deserve an extraordinary backdrop.



Tuition Fees

for Active Members	Prices include 19% VAT	
Direct payment plan	~~3300€~~ **2900€**	Up to 3 instalments
Down payment	~~3000€~~ **2700€**	

- Support for **US VISA** applicants can be provided on request.
- Recommended hotels near NYU College of Dentistry will be provided.

All taxes included

If you need any information about this learning education journey, just

Click here to WhatsApp me.



Iordache Cristian
Program Director
cristian@dentaleaders.com

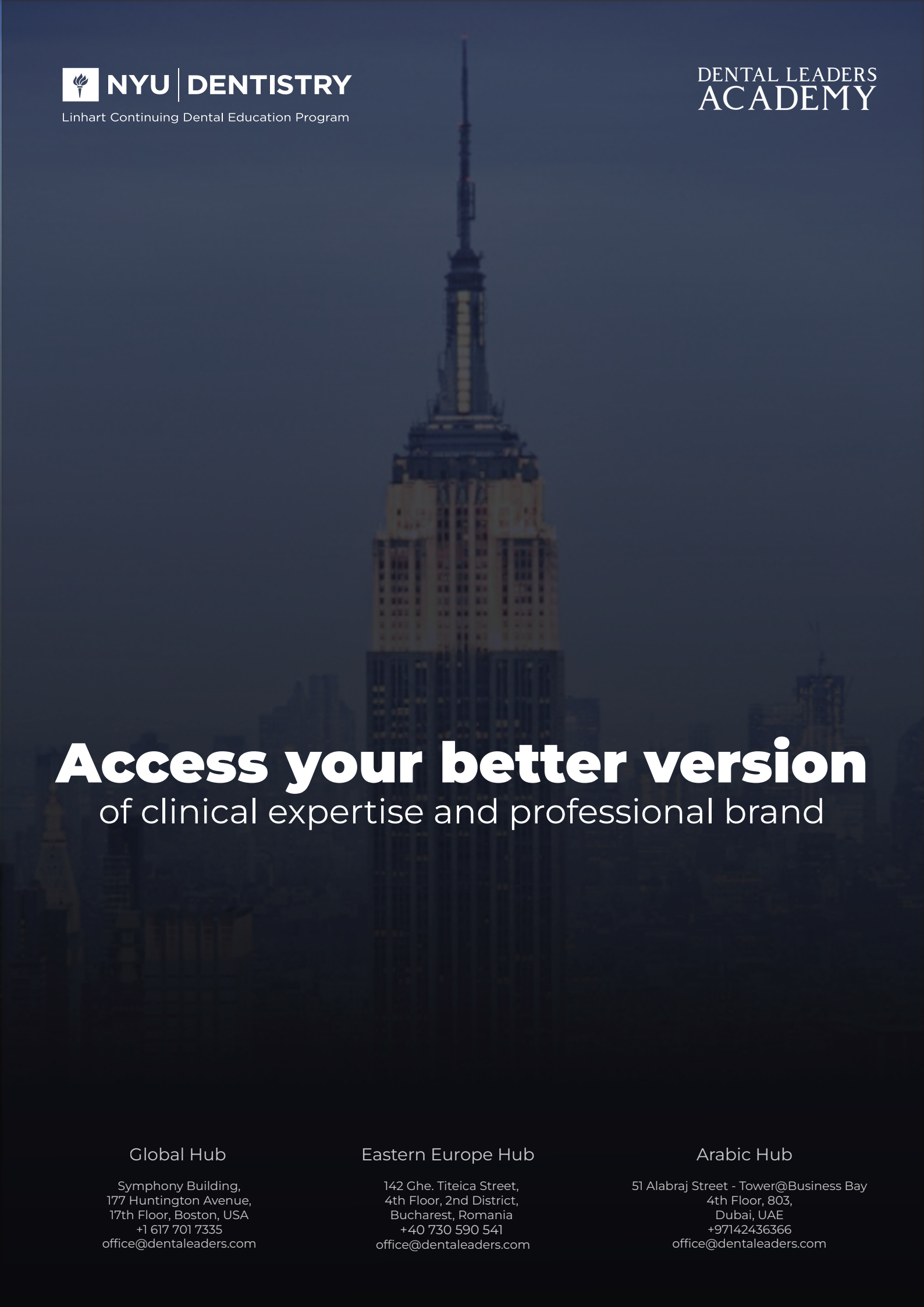

NYU | DENTISTRY
Linhart Continuing Dental Education Program

DENTAL LEADERS ACADEMY

Access your better version

of clinical expertise and professional brand

Global Hub

Symphony Building,
177 Huntington Avenue,
17th Floor, Boston, USA
+1 617 701 7335
office@dentaleaders.com

Eastern Europe Hub

142 Ghe. Titeica Street,
4th Floor, 2nd District,
Bucharest, Romania
+40 730 590 541
office@dentaleaders.com

Arabic Hub

51 Alabraj Street - Tower@Business Bay
4th Floor, 803,
Dubai, UAE
+97142436366
office@dentaleaders.com